

# SAVINGS WHEREVER YOU GO


Illinois Farm Bureau members enjoy exclusive access to more than 302,000 discounts on everything from hotel rooms to theme parks, new Ford vehicles to prescriptions. Whether you are at home or traveling across the state ... you can find offers near you.

Access your FREE member-only offers at <http://ilfb.abenity.com>



## ONE STOP SAVINGS

- Log in to our new membership benefit platform using your county Farm Bureau® membership number at <https://ilfb.abenity.com>
- Search offers using business names, locations, categories, and more
- Change your location to see deals near you
- Show and save mobile coupons
- Provide instant, in-store discounts at nearby restaurants and retailers



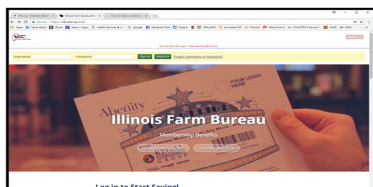
RESTAURANTS CONCERTS ZOOS GIFTS ILLINOIS AGRICULTURAL ASSOCIATION ILFB.ORG FLOWERS FASHION SPORTING EVENTS TRAVEL HEALTH

# ONE STOP SAVINGS

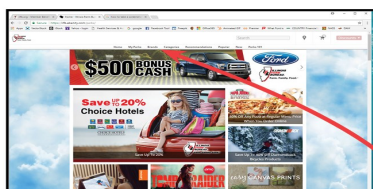
Login in on [ilfb.abenity.com](http://ilfb.abenity.com) to start saving today.

## Internet Browser

- #1: Go to your internet browser and type in: [ilfb.abenity.com](http://ilfb.abenity.com)
- #2: The home page looks like this:



- #3: You will be asked to:
  - A) **Sign In** (you will be asked to sign in if you have an abenity login) Type in your user name and your membership number which can be found on your card.)
  - B) **Register** (new users - you will need to fill out the fields to register your new username and password. You will need your membership number which can be found on your card.)
- #4: Once you are in, select "Browse Our Discounts".



- #5: This page shows you savings offers. You can search by brand or by the 14 categories if you are looking for something specific.

Download the IFB Member Benefits App to start saving today.

## Android

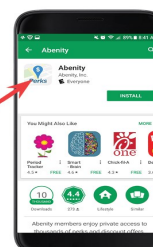
- #1: Go to the Google Play Store




Search for: "Abenity"

The App looks like this:

Select: Install

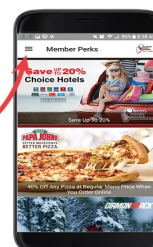


- #2: Once the app is installed, select "Open"
- #3: You will be asked to:
  - A) **Sign In** (you will be asked to sign in if you have an abenity login) Type in your user name and your membership number which can be found on your card.
  - B) **Register** (new users - you will need to go to the web site to register. See **Internet Browser** to the right. You will need your membership number which can be found on your card.)

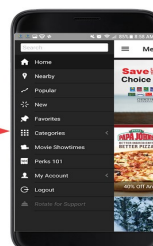


- #4: Once you are in, you will see the "Getting Started" page. Select the "Start Saving" option.

- #5: The home page shows you savings offers. To view all 14 categories, select the three black bars in the upper left corner.



- #6: On the next screen select "Categories".



# ONE STOP SAVINGS

Download the IFB Member Benefits App to start saving today.

## iPhone

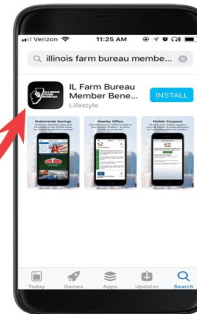
#1: Go to the App Store



Search for: "Illinois Farm Bureau Member Benefits"

The App looks like this:

Select: Install




#2: Once the app is installed, select "Open"

#3: You will be asked to:


A) **Sign In** (you will be asked to sign in if you have an abenity login)

Type in your username and your membership number which can be found on your card.


B) **Register** (new users-you will need to fill out the fields to register your new username and password. You will need your membership number which can be found on your card.)



#4: Once you are in, you will see the "Getting Started" page. Select the "Start Saving" option.



#5: The home page shows you savings offers. To view all 14 categories, select the three black bars in the upper left corner.



#6: On the next screen select "Categories".

